

บริษัท ไดมอนด์ เซรามิค จำกัด (มหาชน)

DYNASTY CERAMIC PUBLIC COMPANY LIMITED

37/7 ถนนสุทธิสารวินิจฉัย แขวงสามเสนนอก เขตห้วยขวาง กรุงเทพฯ 10310

37/7 SUTHISARN VINIJCHAI ROAD , SAMSENNOK , HUAYKWANG , BANGKOK 10310 , THAILAND

โทร. 0-2276-9275-81 โทรสาร : 0-2276-0313, 0-2276-0311

http : //www.dynastyceramic.com

Headline:

Audited Yearly financial performance (F45)

Security Symbol:

DCC

Announcement Details

Financial Statement (F45)

Company name	DYNASTY CERAMIC PUBLIC COMPANY LIMITED		
Quarter	Yearly		
(In thousands)			
Financial Statement	Yearly		
Status	Audited		
Ending	31 December		
Year	2019	2018	
Profit (loss) attributable to equity holders of the Company *	972,791	978,755	
EPS (baht)	0.139	0.15	
Type of report	Unqualified opinion		

*For consolidated financial statements

Please review financial statement (Full Version) before making investment decision

"The company hereby certifies that the information above is correct and complete. In addition, the company has already reported and disseminated its financial statements in full via the SET Electronic Listed Company Information Disclosure (SET Portal)."

Signature _____

(Mr.Roongroj Saengsastra)

Chairman

Authorized Persons to Disclose Information




This announcement was prepared and disseminated by listed company or issuer through the electronic system which is provided for the purpose of dissemination of the information and related documents of listed company or issuer to the Stock Exchange of Thailand only. The Stock Exchange of Thailand has no responsibility for the correctness and completeness of any statements, figures, reports or opinions contained in this announcement, and has no liability for any losses and damages in any cases. In case you have any inquiries or clarification regarding this announcement, please directly contact listed company or issuer who made this announcement.

DYNASTY CERAMIC PUBLIC COMPANY LIMITED AND SUBSIDIARIES
 STATEMENTS OF FINANCIAL POSITION
 AS AT DECEMBER 31, 2019

(Unit : Baht)

	Notes	Consolidated		Separate	
		December 31, 2019	December 31, 2018	December 31, 2019	December 31, 2018
		"AUDITED"	"AUDITED"	"AUDITED"	"AUDITED"
ASSETS					
CURRENT ASSETS					
Cash and cash equivalents	5	117,925,477	125,850,292	92,318,194	115,072,564
Trade account and other current receivables - net	7	308,527,927	290,973,221	302,397,640	272,928,757
Inventories - net	8	2,164,324,713	1,964,104,158	1,972,947,721	1,787,263,036
Other investments	9	1,063,937	1,063,937	1,063,937	1,063,937
Non - current assets classified as held for sale		29,000,000	-	-	-
TOTAL CURRENT ASSETS		2,620,842,054	2,381,991,608	2,368,727,492	2,176,328,294
NON - CURRENT ASSETS					
Investment in subsidiary	10	-	-	2,209,800,514	209,533,711
Other long - term investments		314,300	29,314,300	-	-
Property, plant and equipment - net	11	6,028,873,927	5,479,423,192	4,463,478,475	3,975,112,373
Intangible asset - net	12	17,687,774	27,230,639	17,686,118	20,412,659
Deferred income tax asset	21	35,727,451	67,547,453	-	-
Other non - current assets	13	18,453,069	17,339,125	16,772,458	16,184,270
TOTAL NON - CURRENT ASSETS		6,101,056,521	5,620,854,709	6,707,737,565	4,221,243,013
TOTAL ASSETS		8,721,898,575	8,002,846,317	9,076,465,057	6,397,571,307



[Signature]
รุ่งโรจน์ แสงศาสตรา

[Signature]
จัทธิตา แสงศาสตรา

DYNASTY CERAMIC PUBLIC COMPANY LIMITED AND SUBSIDIARIES


STATEMENTS OF FINANCIAL POSITION

AS AT DECEMBER 31, 2019

(Unit : Baht)

	Notes	Consolidated		Separate	
		December 31, 2019	December 31, 2018	December 31, 2019	December 31, 2018
		"AUDITED"	"AUDITED"	"AUDITED"	"AUDITED"
LIABILITIES AND SHAREHOLDERS' EQUITY					
CURRENT LIABILITIES					
Short - term loans from financial institutions	14	3,966,546,836	2,405,871,576	3,885,084,367	2,290,000,000
Trade account and other current payables		857,144,279	918,924,697	530,594,173	528,025,828
Trade account payables - subsidiary company	6	-	-	1,035,286,705	994,220,014
Accrued income tax		103,398,744	110,946,590	95,256,510	108,752,449
TOTAL CURRENT LIABILITIES		4,927,089,859	3,435,742,863	5,546,221,755	3,920,998,291
NON - CURRENT LIABILITIES					
Unfunded provident fund - non contributory	16	49,278,480	50,980,356	-	-
Long-term loans	15	-	-	-	-
Employee benefits obligation	18	190,997,839	160,243,824	81,439,135	78,113,931
Deferred income tax liability	21	30,147,344	32,283,153	30,147,344	32,283,153
Other non-current liabilities		5,465,148	1,812,980	5,465,148	1,812,980
TOTAL NON-CURRENT LIABILITIES		275,888,811	245,320,313	117,051,627	112,210,064
TOTAL LIABILITIES		5,202,978,670	3,681,063,176	5,663,273,382	4,033,208,355
SHAREHOLDERS' EQUITY					
Share capital - common share at Baht 0.1 par value					
Registered - 9,139,191,541 shares	19	913,919,154	913,919,154	913,919,154	913,919,154
Issued and paid - up					
7,231,432,657 ordinary shares as at December 31,2019 and					
6,527,993,958 ordinary shares as at December 31,2018		723,143,266	652,799,396	723,143,266	652,799,396
Premium on share capital		1,244,610,634	506,000,000	1,244,610,634	506,000,000
Retained earnings					
Appropriated for legal reserve	20	72,314,326	65,280,000	72,314,326	65,280,000
Unappropriated		2,790,247,827	2,548,833,458	1,373,123,449	1,140,283,556
Other components of equity		(1,463,689,220)	(79,131,865)	-	-
Total Shareholders' equity of the Company		3,366,626,833	3,693,780,989	3,413,191,675	2,364,362,952
Non-controlling interests		152,293,072	628,002,152	-	-
TOTAL SHAREHOLDERS' EQUITY		3,518,919,905	4,321,783,141	3,413,191,675	2,364,362,952
TOTAL LIABILITIES AND SHAREHOLDERS' EQUITY		8,721,898,575	8,002,846,317	9,076,465,057	6,397,571,307

The accompanying notes form an integral part of these financial statements.




[Signature]
รุ่งโรจน์ แสงศาสตรา

[Signature]
ฉัตรลียา แสงศาสตรา

DYNASTY CERAMIC PUBLIC COMPANY LIMITED AND SUBSIDIARIES
 STATEMENTS OF COMPREHENSIVE INCOME
 FOR THE YEARS ENDED DECEMBER 31, 2019

(Unit : Baht)

Notes	Consolidated		Separate		
	2019	2018	2019	2018	
Revenues from sales and services					
Revenue from sales	25	8,117,588,347	8,026,552,658	8,117,427,525	8,019,930,023
Costs of sales	25,27	(4,991,199,424)	(4,924,268,286)	(5,343,818,928)	(5,217,887,147)
Gross profit		3,126,388,923	3,102,284,372	2,773,608,597	2,802,042,876
Other income	26	72,881,623	25,605,881	68,432,030	38,240,083
Distribution costs	27	(842,002,104)	(869,423,205)	(739,237,312)	(774,665,697)
Administrative expenses	27	(927,493,643)	(879,511,424)	(872,372,048)	(836,032,319)
Finance costs		(41,807,253)	(40,731,593)	(37,307,536)	(33,142,530)
Profit (loss) before income tax		1,387,967,546	1,338,224,031	1,193,123,731	1,196,442,413
Income tax	22	(275,118,714)	(201,674,829)	(230,671,129)	(230,826,375)
Profit (loss) for the years		1,112,848,832	1,136,549,202	962,452,602	965,616,038
Other comprehensive income:					
Components of other comprehensive income that will not be reclassified to profit or loss					
Gain on remeasurement of defined benefit plans		11,568,955	-	13,390,341	-
Other profit (loss) comprehensive income for the period, net of tax		11,568,955	-	13,390,341	-
Total profit (loss) and comprehensive income for the year		1,124,417,787	1,136,549,202	975,842,943	965,616,038
Profit (loss) attributable to:					
Owner of the Company		972,790,726	978,754,540	962,452,602	965,616,038
Non-controlling interests		140,058,106	157,794,662	-	-
		1,112,848,832	1,136,549,202	962,452,602	965,616,038
Total profit (loss) and comprehensive income attributable to:					
Owner of the Company		984,417,419	978,754,540	975,842,943	965,616,038
Non-controlling interests		140,000,368	157,794,662	-	-
		1,124,417,787	1,136,549,202	975,842,943	965,616,038
Earnings per Share 24.1					
Profit (loss) for the period from continuing operations		0.139	0.150	0.138	0.148
The number of ordinary shares weighted average (Unit : shares)		6,982,820,076	6,527,993,958	6,982,820,076	6,527,993,958
Diluted earnings per share 24.2					
Profit (loss) for the period from continuing operations		0.125	0.150	0.124	0.148
The number of ordinary shares weighted average (Unit : shares)		7,788,100,624	6,527,993,958	7,788,100,624	6,527,993,958



The accompanying notes form an integral part of these financial statements.


[Signature]
 ชุมนิวัฒน์ แสงศาสตรา

[Signature]
 ศุภลักษณ์ แสงศาสตรา

DYNASTY CERAMIC PUBLIC COMPANY LIMITED AND SUBSIDIARIES
 STATEMENTS OF CASH FLOWS
 FOR THE YEARS ENDED DECEMBER 31, 2019

(Unit : Baht)

	Consolidated		Separate	
	2019	2018	2019	2018
Cash Flows From Operating Activities				
Profit (loss) before income tax	1,387,967,546	1,338,224,031	1,193,123,731	1,196,442,413
Adjustments to reconcile profit before income tax to net cash provided from (used in) operating activities:				
Decrease (increase) in trade account and other current receivables	(17,585,660)	(20,097,664)	(29,652,173)	(32,260,950)
Decrease (increase) in inventories	(199,372,930)	(165,808,903)	(185,684,685)	(160,287,033)
Decrease (increase) in other non - current assets	(2,506,400)	557,446	(1,956,500)	557,446
Increase (decrease) in trade account and other current payables	(75,034,607)	46,232,733	(2,886,576)	(29,753,959)
Increase (decrease) in trade account payables - subsidiary company	-	-	41,066,692	132,345,362
Increase (decrease) in unfunded provident fund - non contributory	(4,247,564)	(1,415,821)	-	-
Increase (decrease) in other non-current liabilities	3,652,167	1,812,980	3,652,168	1,812,980
Depreciation and amortization	533,932,653	521,880,898	380,639,254	387,271,576
Allowance for doubtful accounts (Reversal of)	30,955	419,515	183,290	400,000
Reversal of allowance for decline value	(847,626)	(1,295,015)	-	-
Allowance for impairment of investments from other (Reversal of)	-	3,500,000	-	-
Loss (gain) from disposal of fixed assets	1,025,303	4,277,497	(3,602,199)	4,029,324
Unrealized loss (gain) on exchange rate	36,640	(1,111,120)	(4,915)	(32,936)
Gain on sales other investments	-	(6,637,255)	-	(6,637,255)
Dividends income	(31,430)	(31,430)	-	-
Interest income	(511,790)	(478,947)	(424,623)	(361,902)
Interest expense	41,807,253	40,731,593	37,307,536	33,142,529
Provision for unfunded provident fund	2,545,687	2,433,841	-	-
Provision for employee benefits obligation	54,261,793	7,596,751	23,592,296	4,775,588
Adjusted written off withholding tax	24,144	2,248,018	-	-
Total adjustments to reconcile profit(loss) before income tax	337,178,588	434,815,117	262,229,565	335,000,770
Net Cash Flows Provided from Operations	1,725,146,134	1,773,039,148	1,455,353,296	1,531,443,183
Income tax paid	(255,874,606)	(225,027,761)	(249,650,463)	(213,441,247)
Cash paid for employee benefits	(1,288,267)	(977,520)	(806,133)	-
Net Cash Flows Provided from Operating Activities	1,467,983,261	1,547,033,867	1,204,896,700	1,318,001,936




[Signature]
 ชุ้งโรจน์ แสงศาสตรา

[Signature]
 จัฑลียา แสงศาสตรา

The accompanying notes form an integral part of these financial statements.

DYNASTY CERAMIC PUBLIC COMPANY LIMITED AND SUBSIDIARIES
 STATEMENTS OF CASH FLOWS (CONTINUED)
 FOR THE YEARS ENDED DECEMBER 31, 2019

	(Unit : Baht)			
	Consolidated		Separate	
	2019	2018	2019	2018
Cash Flows from Investing Activities				
Acquisitions of assets	(1,115,757,274)	(1,190,391,227)	(881,204,951)	(839,888,158)
Acquisitions of intangible assets	(4,227,879)	(9,802,097)	(4,227,879)	(9,802,097)
Proceed from disposal of fixed assets	45,733,004	1,387,052	23,369,888	1,002,759
Cash received from insurance reimbursement	754,637	-	754,637	-
Cash received from interest income	511,790	478,947	424,623	361,903
Dividends income	31,430	31,430	-	-
Cash received from decreasing in other investments	-	23,947,575	-	23,947,575
Payments of investments in subsidiaries	(2,000,266,803)	(100,054,181)	(2,000,266,803)	(100,054,181)
Net Cash Flows Used in Investing Activities	(3,073,221,095)	(1,274,402,501)	(2,861,150,485)	(924,432,199)
Cash Flows from Financing Activities				
Increase in short - term loans from financial institutions	13,669,546,836	8,955,840,608	13,058,084,367	7,540,000,000
Repayment for short - term loans from financial institutions	(12,108,871,576)	(8,660,621,232)	(11,463,000,000)	(7,140,000,000)
Increase in long - term loans from financial institutions	-	79,823,019	-	-
Repayment for long - term loans from financial institutions	-	(79,823,019)	-	-
Interest payment	(36,348,021)	(36,746,061)	(34,570,732)	(31,089,777)
Dividend paid	(735,968,724)	(731,135,323)	(735,968,724)	(731,135,323)
Cash received from increase in share capital of subsidiaries	808,954,504	231,314,761	808,954,504	-
Net Cash Flows Provided from (Used in) Financing Activities	1,597,313,019	(241,347,247)	1,633,499,415	(362,225,100)
NET INCREASE (DECREASE) IN CASH AND CASH EQUIVALENTS	(7,924,815)	31,284,119	(22,754,370)	31,344,637
CASH AND CASH EQUIVALENTS AT BEGINNING OF YEAR	125,850,292	94,566,173	115,072,564	83,727,927
CASH AND CASH EQUIVALENTS AT END OF YEAR	117,925,477	125,850,292	92,318,194	115,072,564



[Signature]
รุ่งโรจน์ แสงศาสตรา

[Signature]
ฉันทิยา แสงศาสตรา