

บริษัท ไดนาสตี เซรามิค จำกัด (มหาชน)

DYNASTY CERAMIC PUBLIC COMPANY LIMITED

377 ถนนสุทธิสารวินิจฉัย แขวงสามเสนนอก เขตห้วยขวาง กรุงเทพฯ 10310

377 SUTHISARN VINIJCHAI ROAD , SAMSENNOK , HUAYKWANG , BANGKOK 10310 , THAILAND

โทร. 0-2276-9275-81 โทรสาร : 0-2276-0313, 0-2276-0311

http : //www.dynastyceramic.com

Headline: Financial Performance Quarter 1 (F45) (Reviewed)

Security Symbol: DCC

Announcement Details


Financial Statement (F45)


Company name	DYNASTY CERAMIC PUBLIC COMPANY LIMITED		
Quarter	Quarter 1		
	(In thousands)		
Financial Statement		Quarter 1	
Status		Reviewed	
Ending		31 March	
Year	2022	2021	
Profit (loss) attributable to equity holders of the Company *	534,309	493,133	
EPS (baht)	0.059	0.06	
Type of report	Unqualified opinion		

*For consolidated financial statements

Please review financial statement (Full Version) before making investment decision

"The company hereby certifies that the information above is correct and complete. In addition, the company has already reported and disseminated its financial statements in full via the SET Electronic Listed Company Information Disclosure (SET Portal)."

Signature 
(Mr. Maruth Saengsastra)
Chief Executive Officer
Authorized Persons to Disclose Information



This announcement was prepared and disseminated by listed company or issuer through the electronic system which is provided for the purpose of dissemination of the information and related documents of listed company or issuer to the Stock Exchange of Thailand only. The Stock Exchange of Thailand has no responsibility for the correctness and completeness of any statements, figures, reports or opinions contained in this announcement, and has no liability for any losses and damages in any cases. In case you have any inquiries or clarification regarding this announcement, please directly contact listed company or issuer who made this announcement.


DYNASTY CERAMIC PUBLIC COMPANY LIMITED AND ITS SUBSIDIARIES

STATEMENTS OF FINANCIAL POSITION

AS AT MARCH 31, 2022

(Unit : Thousand Baht)

	Notes	Consolidated		Separate	
		March 31, 2022	December 31, 2021	March 31, 2022	December 31, 2021
		"Unaudited"	"Audited"	"Unaudited"	"Audited"
		"Reviewed"		"Reviewed"	
ASSETS					
CURRENT ASSETS					
Cash and cash equivalents	3	61,573	58,236	44,414	42,405
Trade account and other current receivables - net	5	217,636	163,669	208,031	155,862
Other current receivables - subsidiary company	4	-	-	20,289	6,387
Inventories - net	6	2,195,009	2,273,491	1,990,180	2,028,318
Other current financial assets	7	1,064	1,064	1,064	1,064
Non - current assets classified as held for sale		8,693	8,693	8,693	8,693
TOTAL CURRENT ASSETS		2,483,975	2,505,153	2,272,671	2,242,729
NON - CURRENT ASSETS					
Other non-current financial assets		314	314	-	-
Investment in subsidiary	8	-	-	2,544,817	2,544,817
Investment property - net	9	76,607	72,848	76,607	72,848
Property, plant and equipment - net	10	5,744,961	5,793,082	4,423,574	4,442,532
Right-of-use assets	13.1	514,847	504,535	507,547	495,077
Intangible asset - net	11	20,885	9,853	20,885	9,853
Deferred income tax asset		43,118	42,857	-	-
Other non - current assets		14,317	14,126	12,840	12,634
TOTAL NON-CURRENT ASSETS		6,415,049	6,437,615	7,586,270	7,577,761
TOTAL ASSETS		8,899,024	8,942,768	9,858,941	9,820,490




มารุต แต่งศาสตร์


ชนินทร์ สุขภิญโญพงศ์

DYNASTY CERAMIC PUBLIC COMPANY LIMITED AND ITS SUBSIDIARIES

STATEMENTS OF FINANCIAL POSITION (CONTINUED)


AS AT MARCH 31, 2022

(Unit : Thousand Baht)

	Notes	Consolidated		Separate	
		March 31, 2022	December 31, 2021	March 31, 2022	December 31, 2021
		"Unaudited"	"Audited"	"Unaudited"	"Audited"
		"Reviewed"		"Reviewed"	
LIABILITIES AND SHAREHOLDERS' EQUITY					
CURRENT LIABILITIES					
Short - term loans from financial institutions	12	515,000	1,250,000	515,000	1,250,000
Trade account and other current payables		1,346,906	921,930	961,830	572,160
Trade account payables - subsidiary company	4	-	-	1,481,949	1,361,708
Other current payables - subsidiary company	4	-	-	2,953	-
Lease liabilities - current portion	13.2	100,315	99,022	96,315	93,435
Accrued income tax		311,691	179,134	308,830	177,442
TOTAL CURRENT LIABILITIES		2,273,912	2,450,086	3,366,877	3,454,745
NON - CURRENT LIABILITIES					
Unfunded provident fund - non contributory	14	50,251	49,659	-	-
Lease liabilities - net of current portion	13.2	389,349	385,131	385,975	381,121
Non - current provisions for employee benefits		183,986	180,841	72,978	71,525
Deferred income tax liability		32,978	32,796	32,978	32,796
Other non-current liabilities		7,689	7,168	7,689	7,168
TOTAL NON-CURRENT LIABILITIES		664,253	655,595	499,620	492,610
TOTAL LIABILITIES		2,938,165	3,105,681	3,866,497	3,947,355
SHAREHOLDERS' EQUITY					
Share capital - common share at Baht 0.1 par value					
Registered - 9,139,191,541 shares		913,919	913,919	913,919	913,919
Issued and paid - up 9,125,611,266 shares	15	912,561	912,561	912,561	912,561
Premium on share capital		3,233,498	3,233,498	3,233,498	3,233,498
Retained earnings					
Appropriated for legal reserve		91,256	91,256	91,256	91,256
Unappropriated		3,365,477	3,241,821	1,755,129	1,635,820
Other components of equity		(1,684,986)	(1,684,986)	-	-
Total Shareholders' equity of the Company		5,917,806	5,794,150	5,992,444	5,873,135
Non-controlling interests in subsidiary		43,053	42,937	-	-
TOTAL SHAREHOLDERS' EQUITY		5,960,859	5,837,087	5,992,444	5,873,135
TOTAL LIABILITIES AND SHAREHOLDERS' EQUITY		8,899,024	8,942,768	9,858,941	9,820,490

The condensed notes to the interim financial information are an integral part of this interim financial information.

2




มาร์ค แสงศาสตร์


ชนินทร์ สุภณัฐโยงศ์

DYNASTY CERAMIC PUBLIC COMPANY LIMITED AND ITS SUBSIDIARIES
STATEMENTS OF COMPREHENSIVE INCOME
FOR THE THREE-MONTH PERIOD ENDED MARCH 31, 2022

(Unit : Thousand Baht)


	Note	Consolidated		Separate	
		2022	2021	2022	2021
Profit or loss :					
Revenue from sales	18	2,394,747	2,413,314	2,394,747	2,413,314
Costs of sales	4,18	(1,335,417)	(1,382,199)	(1,381,345)	(1,450,887)
Gross profit margin		1,059,330	1,031,115	1,013,402	962,427
Other income	4,18	23,138	22,601	27,042	25,798
Distribution costs		(211,994)	(229,322)	(184,565)	(204,189)
Administrative expenses		(198,575)	(201,645)	(189,735)	(193,455)
Finance costs	18	(3,500)	(6,867)	(3,115)	(6,361)
Profit (loss) before income tax		668,399	615,882	663,029	584,220
Income tax expenses		(133,974)	(120,822)	(133,067)	(116,722)
Profit (loss) for the period		534,425	495,060	529,962	467,498
Other comprehensive income:					
<i>Components of other comprehensive income that will not be reclassified to profit or loss</i>					
Gain on remeasurement of defined benefit plans		-	10,114	-	8,190
Other comprehensive income for the period, net of tax		-	10,114	-	8,190
Total comprehensive income for the period		534,425	505,174	529,962	475,688
Profit (loss) attributable to:					
Owner of the Company		534,309	493,133	529,962	467,498
Non-controlling interests		116	1,927	-	-
		534,425	495,060	529,962	467,498
Total comprehensive income attributable to :					
Owner of the Company		534,309	503,231	529,962	475,688
Non-controlling interests		116	1,943	-	-
		534,425	505,174	529,962	475,688
Earnings per Share					
	17.1				
Basic earnings (loss) per share from continuing operations		0.059	0.060	0.058	0.057
The number of ordinary shares weighted average (Thousand Shares)		9,125,611	8,198,942	9,125,611	8,198,942

Diluted earnings per share

	17.2				
Diluted earnings (loss) per share from continuing operations		0.059	0.057	0.058	0.054
The number of ordinary shares weighted average (Thousand Shares)		9,125,611	8,686,765	9,125,611	8,686,765

The condensed notes to the interim financial information are an integral part of this interim financial information.

3



[Signature]
มาวุด แสงศาสตร์

[Signature]
ชนินทร์ สุภิญโญพงศ์

DYNASTY CERAMIC PUBLIC COMPANY LIMITED AND ITS SUBSIDIARIES
STATEMENTS OF CASH FLOWS
FOR THE THREE-MONTH PERIOD ENDED MARCH 31, 2022

(Unit : Thousand Baht)

	Consolidated		Separate	
	2022	2021	2022	2021
Cash Flows From Operating Activities				
Profit (loss) before income tax	668,399	615,882	663,029	584,220
Adjustments to reconcile profit before income tax to net cash provided from (used in) operating activities:				
Decrease (increase) in trade account and other current receivables	(53,966)	(80,733)	(52,169)	(77,310)
Decrease (increase) in other current receivables - subsidiary company	-	-	(13,903)	(6,607)
Decrease (increase) in inventories	78,516	155,075	38,138	122,873
Decrease (increase) in other non - current assets	(191)	340	(205)	290
Increase (decrease) in trade account and other current payables	14,318	209,252	(20,953)	156,224
Increase (decrease) in trade account payables- subsidiary company	-	-	123,194	78,397
Increase (decrease) in unfunded provident fund - non contributory	(15)	-	-	-
Increase (decrease) in other non-current liabilities	521	53	521	53
Depreciation and amortization	156,566	170,619	113,826	122,885
Reversal of allowance for decline value	(34)	(12)	-	-
Allowance for doubtful accounts (Reversal of)	-	546	-	546
Allowance for impairment of investments from other (Reversal of)	-	(11,250)	-	-
Loss from sale of investment	-	7,250	-	-
Loss (gain) from disposal of fixed assets	59	(533)	59	69
Unrealized loss (gain) on exchange rate	52	63	16	59
Interest expense	3,500	6,867	3,115	6,362
Provision for unfunded provident fund	607	653	-	-
Provision for employee benefits obligation	2,513	2,601	1,173	1,209
Total adjustments to reconcile profit (loss) before income tax	202,446	460,791	192,812	405,050
Net Cash Flows Provided from Operations	870,845	1,076,673	855,841	989,270
Income tax paid	(1,498)	(1,401)	(1,498)	(1,401)
Net Cash Flows Provided from Operating Activities	869,347	1,075,272	854,343	987,869



The condensed notes to the interim financial information are an integral part of this interim financial information.


มารุต แสงศาสตร์


ชนินทร์ สุขภิญโญพงศ์

"UNAUDITED"

"REVIEWED"

DYNASTY CERAMIC PUBLIC COMPANY LIMITED AND ITS SUBSIDIARIES

STATEMENTS OF CASH FLOWS (CONTINUED)


FOR THE THREE-MONTH PERIOD ENDED MARCH 31, 2022

	(Unit : Thousand Baht)			
	Consolidated		Separate	
	2022	2021	2022	2021
Cash Flows from Investing Activities				
Acquisitions of assets	(77,656)	(62,880)	(66,204)	(52,904)
Acquisitions of intangible assets	(12,401)	(1,809)	(12,401)	(1,809)
Cash received from proceed from disposal of fixed assets	73	3,168	73	1,495
Cash received from sale of investment	-	1,500	-	-
Net Cash Flows Used in Investing Activities	(89,984)	(60,021)	(78,532)	(53,218)
Cash Flows from Financing Activities				
Increase in short - term loans from financial institutions	400,000	3,720,000	400,000	3,720,000
Repayment for short - term loans from financial institutions	(1,135,000)	(4,685,000)	(1,135,000)	(4,610,000)
Interest payment	(2,914)	(7,140)	(2,880)	(6,982)
Cash paid for lease liabilities	(38,112)	(34,732)	(35,922)	(32,439)
Net Cash Flows Used in Financing Activities	(776,026)	(1,006,872)	(773,802)	(929,421)
NET INCREASE (DECREASE) IN CASH AND CASH EQUIVALENT:	3,337	8,379	2,009	5,230
CASH AND CASH EQUIVALENTS AT BEGINNING OF PERIOD	58,236	70,870	42,405	50,414
CASH AND CASH EQUIVALENTS AT END OF PERIOD	61,573	79,249	44,414	55,644

Supplemental cash flow information:

Non-cash items :

Lease liabilities	489,664	491,330	482,290	481,667
-------------------	---------	---------	---------	---------




มารุต แทงศาตตรา


ชรินทร์ สุขภิญโญพงศ์