

บริษัท ไดนาสตี เซรามิค จำกัด (มหาชน)

DYNASTY CERAMIC PUBLIC COMPANY LIMITED

37/7 ถนนสุทธิสารวินิจฉัย แขวงสามเสนนอก เขตห้วยขวาง กรุงเทพฯ 10310

37/7 SUTHISARN VINIJCHAI ROAD , SAMSENNOK , HUAYKWANG , BANGKOK 10310 , THAILAND

โทร. 0-2276-9275-81 โทรสาร : 0-2276-0313, 0-2276-0311

http : //www.dynastyceramic.com

Headline: Financial Performance Quarter 3 (F45) (Reviewed)

Security Symbol: DCC

Announcement Details

Financial Statement (F45)

Company name DYNASTY CERAMIC PUBLIC COMPANY LIMITED

Quarter Quarter 3

(In thousands)

Financial Statement


	Quarter 3		For 9 Months	
Status	Reviewed		Reviewed	
Ending	30 September		30 September	
Year	2021	2020	2021	2020
Profit (loss) attributable to equity holders of the Company *	366,390	413,021	1,312,834	1,223,821
EPS (baht)	0.04	0.05	0.151	0.158


Type of report Unqualified opinion

*For consolidated financial statements

Please review financial statement (Full Version) before making investment decision

"The company hereby certifies that the information above is correct and complete. In addition, the company has already reported and disseminated its financial statements in full via the SET Electronic Listed Company Information Disclosure (SET Portal)."

Signature 
(Mr. Maruth Saengsastra)
Chief Executive Officer
Authorized Persons to Disclose Information



มารุต แสงศาสตรา

ชรินทร์ สุภิญญาไพพงศ์

This announcement was prepared and disseminated by listed company or issuer through the electronic system which is provided for the purpose of dissemination of the information and related documents of listed company or issuer to the Stock Exchange of Thailand only. The Stock Exchange of Thailand has no responsibility for the correctness and completeness of any statements, figures, reports or opinions contained in this announcement, and has no liability for any losses and damages in any cases. In case you have any inquiries or clarification regarding this announcement, please directly contact listed company or issuer who made this announcement.

DYNASTY CERAMIC PUBLIC COMPANY LIMITED AND ITS SUBSIDIARIES

STATEMENTS OF FINANCIAL POSITION

AS AT SEPTEMBER 30, 2021

(Unit : Thousand Baht)

	Notes	Consolidated		Separate	
		September 30, 2021	December 31, 2020	September 30, 2021	December 31, 2020
		"Unaudited"	"Audited"	"Unaudited"	"Audited"
		"Reviewed"		"Reviewed"	
ASSETS					
CURRENT ASSETS					
Cash and cash equivalents	3	56,878	70,870	42,307	50,414
Trade account and other current receivables - net	5	150,944	143,515	143,552	137,170
Other current receivables - subsidiary company	4	-	-	11,322	4,945
Inventories - net	6	2,248,465	2,089,410	2,032,663	1,868,993
Other current financial assets	7	1,064	1,064	1,064	1,064
Non - current assets classified as held for sale		8,693	-	8,693	-
TOTAL CURRENT ASSETS		2,466,044	2,304,859	2,239,601	2,062,586
NON - CURRENT ASSETS					
Other non-current financial assets		314	314	-	-
Investment in subsidiary	8	-	-	2,544,816	2,382,270
Investment property - net	9	73,957	68,804	73,957	68,804
Property, plant and equipment - net	10	5,595,909	5,810,620	4,225,226	4,337,671
Right-of-use assets	13.1	508,230	536,667	502,260	525,627
Intangible asset - net	11	11,165	12,716	11,165	12,716
Deferred income tax asset		47,666	48,599	-	-
Other non - current assets		13,038	13,052	11,610	11,575
TOTAL NON-CURRENT ASSETS		6,250,279	6,490,772	7,369,034	7,338,663
TOTAL ASSETS		8,716,323	8,795,631	9,608,635	9,401,249




 มารุต แทงกาศครา


 ชนินท์ สุขภิญโญพงศ์

DYNASTY CERAMIC PUBLIC COMPANY LIMITED AND ITS SUBSIDIARIES


STATEMENTS OF FINANCIAL POSITION (CONTINUED)

AS AT SEPTEMBER 30, 2021

(Unit : Thousand Baht)

	Notes	Consolidated		Separate	
		September 30, 2021	December 31, 2020	September 30, 2021	December 31, 2020
		"Unaudited" "Reviewed"	"Audited"	"Unaudited" "Reviewed"	"Audited"
LIABILITIES AND SHAREHOLDERS' EQUITY					
CURRENT LIABILITIES					
Short - term loans from financial institutions	12	1,180,000	2,165,000	1,180,000	2,090,000
Trade account and other current payables		860,098	785,769	496,366	417,527
Trade account payables - subsidiary company	4	-	-	1,385,780	1,294,315
Other current payables - subsidiary company	4	-	-	1,168	-
Lease liabilities - current portion	13.2	99,572	106,085	94,118	98,387
Accrued income tax		90,843	183,442	87,236	178,373
TOTAL CURRENT LIABILITIES		2,230,513	3,240,296	3,244,668	4,078,602
NON - CURRENT LIABILITIES					
Unfunded provident fund - non contributory	14	52,892	51,188	-	-
Lease liabilities - net of current portion	13.2	384,526	408,279	383,885	404,794
Non - current provisions for employee benefits		193,827	197,178	77,784	83,963
Deferred income tax liability		32,808	32,599	32,808	32,599
Other non-current liabilities		7,843	7,840	7,843	7,840
TOTAL NON-CURRENT LIABILITIES		671,896	697,084	502,320	529,196
TOTAL LIABILITIES		2,902,409	3,937,380	3,746,988	4,607,798
SHAREHOLDERS' EQUITY					
Share capital - common share at Baht 0.1 par value					
Registered - 9,139,191,541 shares		913,919	913,919	913,919	913,919
Issued and paid - up					
9,125,611,266 ordinary shares as at September 30,2021 and					
8,198,942,195 ordinary shares as at December 31,2020	15	912,561	819,894	912,561	819,894
Premium on share capital		3,233,498	2,260,496	3,233,498	2,260,496
Retained earnings					
Appropriated for legal reserve		81,989	81,989	81,989	81,989
Unappropriated		3,228,214	3,178,597	1,633,599	1,631,072
Other components of equity		(1,684,987)	(1,578,812)	-	-
Total Shareholders' equity of the Company		5,771,275	4,762,164	5,861,647	4,793,451
Non-controlling interests in subsidiary		42,639	96,087	-	-
TOTAL SHAREHOLDERS' EQUITY		5,813,914	4,858,251	5,861,647	4,793,451
TOTAL LIABILITIES AND SHAREHOLDERS' EQUITY		8,716,323	8,795,631	9,608,635	9,401,249

มารุต แสงศาสตรา



ชนิษฐ์ สุภกิจญ์ไญ้พงศ์

The condensed notes to the interim financial information are an integral part of this interim financial information.

DYNASTY CERAMIC PUBLIC COMPANY LIMITED AND ITS SUBSIDIARIES
STATEMENTS OF COMPREHENSIVE INCOME
FOR THE THREE-MONTH PERIOD ENDED SEPTEMBER 30, 2021

(Unit : Thousand Baht)

	Note	Consolidated		Separate	
		2021	2020	2021	2020
Profit or loss :					
Revenue from sales	18	1,834,060	2,067,495	1,834,060	2,067,495
Costs of sales	4.18	(1,023,340)	(1,178,948)	(1,074,069)	(1,225,310)
Gross profit margin		810,720	888,547	759,991	842,185
Other income	4.18	19,066	28,556	22,402	31,758
Distribution costs		(170,889)	(192,247)	(146,634)	(173,047)
Administrative expenses		(198,491)	(201,571)	(190,356)	(192,664)
Finance costs	18	(3,734)	(8,936)	(3,346)	(7,914)
Profit (loss) before income tax		456,672	514,349	442,057	500,318
Income tax expenses		(89,997)	(98,873)	(87,114)	(96,551)
Profit (loss) for the period		366,675	415,476	354,943	403,767
Other comprehensive income:					
<i>Components of other comprehensive income that will not be reclassified to profit or loss</i>					
Gain on remeasurement of defined benefit plans		-	-	-	-
Other comprehensive income for the period, net of tax		-	-	-	-
Total comprehensive income for the period		366,675	415,476	354,943	403,767
Profit (loss) attributable to:					
Owner of the Company		366,390	413,021	354,943	403,767
Non-controlling interests		285	2,455	-	-
Total comprehensive income attributable to :		366,675	415,476	354,943	403,767
Owner of the Company					
Owner of the Company		366,390	413,021	354,943	403,767
Non-controlling interests		285	2,455	-	-
Total comprehensive income attributable to :		366,675	415,476	354,943	403,767
Earnings per Share					
	17.1				
Basic earnings (loss) per share from continuing operations		0.040	0.050	0.039	0.049
The number of ordinary shares weighted average (Thousand Shares)		9,125,611	8,198,942	9,125,611	8,198,942
Diluted earnings per share					
Diluted earnings (loss) per share from continuing operations		0.040	0.047	0.039	0.046
The number of ordinary shares weighted average (Thousand Shares)		9,134,064	8,699,638	9,134,064	8,699,638


มารุต แต่งศาสตรา




ฉันทน์ สุขภิญโญพงศ์

The condensed notes to the interim financial information are an integral part of this interim financial information.

DYNASTY CERAMIC PUBLIC COMPANY LIMITED AND ITS SUBSIDIARIES
STATEMENTS OF COMPREHENSIVE INCOME
FOR THE NINE-MONTH PERIOD ENDED SEPTEMBER 30, 2021

(Unit : Thousand Baht)

	Note	Consolidated		Separate	
		2021	2020	2021	2020
Profit or loss :					
Revenue from sales	18	6,426,556	6,616,370	6,426,556	6,616,370
Costs of sales	4,18	(3,634,786)	(3,876,449)	(3,805,468)	(4,104,431)
Gross profit margin		2,791,770	2,739,921	2,621,088	2,511,939
Other income	4,18	62,049	65,530	72,454	75,056
Distribution costs		(592,142)	(623,128)	(518,389)	(554,705)
Administrative expenses		(608,050)	(640,800)	(580,027)	(610,629)
Finance costs	18	(14,094)	(40,136)	(12,804)	(37,080)
Profit (loss) before income tax		1,639,533	1,501,387	1,582,322	1,384,581
Income tax expenses		(323,790)	(277,590)	(314,671)	(278,119)
Profit (loss) for the period		1,315,743	1,223,797	1,267,651	1,106,462
Other comprehensive income:					
<i>Components of other comprehensive income that will not be reclassified to profit or loss</i>					
Gain on remeasurement of defined benefit plans		10,114	-	8,190	-
Other comprehensive income for the period, net of tax		10,114	-	8,190	-
Total comprehensive income for the period		1,325,857	1,223,797	1,275,841	1,106,462
Profit (loss) attributable to:					
Owner of the Company		1,312,834	1,223,821	1,267,651	1,106,462
Non-controlling interests		2,909	(24)	-	-
Total comprehensive income attributable to :		1,315,743	1,223,797	1,267,651	1,106,462
Profit (loss) attributable to:					
Owner of the Company		1,322,931	1,223,821	1,275,841	1,106,462
Non-controlling interests		2,926	(24)	-	-
Total comprehensive income attributable to :		1,325,857	1,223,797	1,275,841	1,106,462
Earnings per Share					
	17.1				
Basic earnings (loss) per share from continuing operations		0.151	0.158	0.146	0.143
The number of ordinary shares weighted average (Thousand Shares)		8,684,340	7,729,312	8,684,340	7,729,312
Diluted earnings per share					
	17.2				
Diluted earnings (loss) per share from continuing operations		0.151	0.151	0.146	0.136
The number of ordinary shares weighted average (Thousand Shares)		8,692,356	8,120,680	8,692,356	8,120,680

The condensed notes to the interim financial information are an integral part of this interim financial information.



มารุต แสงศาสตร์


ชรินทร์ สุภักย์ไวยพงศ์

DYNASTY CERAMIC PUBLIC COMPANY LIMITED AND ITS SUBSIDIARIES
STATEMENTS OF CASH FLOWS
FOR THE NINE-MONTH PERIOD ENDED SEPTEMBER 30, 2021

(Unit : Thousand Baht)

	Consolidated		Separate	
	2021	2020	2021	2020
Cash Flows From Operating Activities				
Profit (loss) before income tax	1,639,533	1,501,387	1,582,322	1,384,581
Adjustments to reconcile profit before income tax to net cash provided from (used in) operating activities:				
Decrease (increase) in trade account and other current receivables	(7,960)	103,494	(6,927)	105,438
Decrease (increase) in other current receivables - subsidiary company	-	-	(6,378)	(8,211)
Decrease (increase) in inventories	(159,029)	116,498	(163,670)	131,038
Decrease (increase) in other non - current assets	15	448	(35)	206
Increase (decrease) in trade account and other current payables	75,132	81,694	80,819	30,097
Increase (decrease) in trade account payables- subsidiary company	-	-	91,465	242,626
Increase (decrease) in unfunded provident fund - non contributory	(253)	(410)	-	-
Increase (decrease) in other non-current liabilities	3	2,255	3	2,255
Depreciation and amortization	508,437	545,114	365,267	403,555
Reversal of allowance for decline value	(26)	-	-	-
Allowance for doubtful accounts (Reversal of)	530	(430)	546	(380)
Allowance for impairment of investments from other (Reversal of)	(11,250)	-	-	-
Loss from sale of investment	7,250	-	-	-
Loss (gain) from disposal of fixed assets	(1)	493	510	478
Unrealized loss (gain) on exchange rate	103	74	89	49
Dividends income	-	(31)	-	-
Interest income	(67)	(1,317)	(62)	(155)
Interest expense	14,094	40,136	12,804	37,080
Provision for unfunded provident fund	1,957	1,867	-	-
Provision for employee benefits obligation	8,052	9,009	3,876	4,605
Total adjustments to reconcile profit (loss) before income tax	436,987	898,894	378,307	948,681
Net Cash Flows Provided from Operations	2,076,520	2,400,281	1,960,629	2,333,262
Income tax paid	(417,774)	(288,736)	(407,645)	(271,725)
Cash paid for employee benefits	(644)	(794)	(644)	(794)
Net Cash Flows Provided from Operating Activities	1,658,102	2,110,751	1,552,340	2,060,743




มารุต แสงศาสตรา


ชนินทร์ สุขกัญญาพงศ์

"UNAUDITED"

"REVIEWED"


DYNASTY CERAMIC PUBLIC COMPANY LIMITED AND ITS SUBSIDIARIES
STATEMENTS OF CASH FLOWS (CONTINUED)
FOR THE NINE-MONTH PERIOD ENDED SEPTEMBER 30, 2021

(Unit : Thousand Baht)

	Consolidated		Separate	
	2021	2020	2021	2020
Cash Flows from Investing Activities				
Acquisitions of assets	(209,687)	(385,406)	(173,137)	(308,914)
Acquisitions of intangible assets	(2,554)	(2,413)	(2,554)	(2,413)
Cash received from proceed from disposal of fixed assets	4,106	3,127	1,573	809
Cash received from interest income	67	1,317	62	155
Dividends income	-	31	-	-
Cash received from sale of investment	4,000	-	-	-
Cash paid for investment in subsidiaries	(162,549)	(172,469)	(162,547)	(172,469)
Net Cash Flows Used in Investing Activities	(366,617)	(555,813)	(336,603)	(482,832)
Cash Flows from Financing Activities				
Increase in short - term loans from financial institutions	7,370,000	10,371,000	7,370,000	10,051,000
Repayment for short - term loans from financial institutions	(8,355,000)	(12,117,547)	(8,280,000)	(11,816,084)
Interest payment	(13,118)	(37,797)	(12,879)	(36,813)
Dividend paid	(1,273,314)	(818,368)	(1,273,314)	(818,368)
Cash received from increase in share capital	1,065,669	1,112,635	1,065,669	1,112,635
Cash paid for lease liabilities	(99,714)	(116,201)	(93,320)	(110,846)
Net Cash Flows Used in Financing Activities	(1,305,477)	(1,606,278)	(1,223,844)	(1,618,476)
NET INCREASE (DECREASE) IN CASH AND CASH EQUIVALENTS	(13,992)	(51,340)	(8,107)	(40,565)
CASH AND CASH EQUIVALENTS AT BEGINNING OF PERIOD	70,870	117,925	50,414	92,318
CASH AND CASH EQUIVALENTS AT END OF PERIOD	56,878	66,585	42,307	51,753

Supplemental cash flow information:**Non-cash items :**

Lease liabilities



484,098	528,328	478,003	517,758
---------	---------	---------	---------


มาตุต แสงศาสตรา


ชนิมทร์ สุขภิญโญพงศ์

The condensed notes to the interim financial information are an integral part of this interim financial information.