

บริษัท ไดมอนด์ เซรามิค จำกัด (มหาชน)

DYNASTY CERAMIC PUBLIC COMPANY LIMITED

377 ถนนสุทธิสารวินิจฉัย แขวงสามเสนนอก เขตห้วยขวาง กรุงเทพฯ 10310

377 SUTHISARN VINIJCHAI ROAD , SAMSENNOK , HUAYKWANG , BANGKOK 10310 , THAILAND

โทร. 0-2276-9275-81 โทรสาร : 0-2276-0313, 0-2276-0311

http : //www.dynastyceramic.com

Headline: Financial Performance Quarter 2 (F45) (Reviewed)

Security Symbol: DCC

Announcement Details

Financial Statement (F45)

Company name DYNASTY CERAMIC PUBLIC COMPANY LIMITED

Quarter Quarter 2

Financial Statement (In thousands)


	Quarter 2		For 6 Months	
Status	Reviewed		Reviewed	
Ending	30 June		30 June	
Year	2021	2020	2021	2020
Profit (loss) attributable to equity holders of the Company *	453,311	443,532	946,444	810,800
EPS (baht)	0.052	0.057	0.112	0.108

Type of report Unqualified opinion with an emphasis of matters /Others


*For consolidated financial statements

Please review financial statement (Full Version) before making investment decision

"The company hereby certifies that the information above is correct and complete. In addition, the company has already reported and disseminated its financial statements in full via the SET Electronic Listed Company Information Disclosure (SET Portal)."

Signature 
(Mr. Maruth Saengsastra)
Chief Executive Officer

Authorized Persons to Disclose Information



This announcement was prepared and disseminated by listed company or issuer through the electronic system which is provided for the purpose of dissemination of the information and related documents of listed company or issuer to the Stock Exchange of Thailand only. The Stock Exchange of Thailand has no responsibility for the correctness and completeness of any statements, figures, reports or opinions contained in this announcement, and has no liability for any losses and damages in any cases. In case you have any inquiries or clarification regarding this announcement, please directly contact listed company or issuer who made this announcement.

DYNASTY CERAMIC PUBLIC COMPANY LIMITED AND ITS SUBSIDIARIES

STATEMENTS OF FINANCIAL POSITION

AS AT JUNE 30, 2021

(Unit : Thousand Baht)

	Notes	Consolidated		Separate	
		June 30, 2021	December 31, 2020	June 30, 2021	December 31, 2020
		"Unaudited" "Reviewed"	"Audited"	"Unaudited" "Reviewed"	"Audited"
ASSETS					
CURRENT ASSETS					
Cash and cash equivalents	3	63,512	70,870	47,375	50,414
Trade account and other current receivables - net	5	179,646	143,515	169,766	137,170
Other current receivables - subsidiary company	4	-	-	6,557	4,945
Inventories - net	6	2,083,871	2,089,410	1,879,288	1,868,993
Other current financial assets	7	1,064	1,064	1,064	1,064
TOTAL CURRENT ASSETS		2,328,093	2,304,859	2,104,050	2,062,586
NON - CURRENT ASSETS					
Other non-current financial assets		314	314	-	-
Investment in subsidiary	8	-	-	2,382,270	2,382,270
Investment property - net	9	75,064	68,804	75,064	68,804
Property, plant and equipment - net	10	5,680,454	5,810,620	4,279,649	4,337,671
Right-of-use assets	13.1	513,331	536,667	505,515	525,627
Intangible asset - net	11	12,492	12,716	12,492	12,716
Deferred income tax asset		47,790	48,599	-	-
Other non - current assets		15,700	13,052	14,271	11,575
TOTAL NON-CURRENT ASSETS		6,345,145	6,490,772	7,269,261	7,338,663
TOTAL ASSETS		8,673,238	8,795,631	9,373,311	9,401,249




มารุต แทงศาตรกุล


ชนิษฐ์ สุขกัญญไยพงศ์

The accompanying notes form an integral part of these interim financial statements.

DYNASTY CERAMIC PUBLIC COMPANY LIMITED AND ITS SUBSIDIARIES


STATEMENTS OF FINANCIAL POSITION (CONTINUED)

AS AT JUNE 30, 2021

(Unit : Thousand Baht)

	Notes	Consolidated		Separate	
		June 30, 2021	December 31, 2020	June 30, 2021	December 31, 2020
		"Unaudited"	"Audited"	"Unaudited"	"Audited"
		"Reviewed"		"Reviewed"	
LIABILITIES AND SHAREHOLDERS' EQUITY					
CURRENT LIABILITIES					
Short - term loans from financial institutions	12	570,000	2,165,000	570,000	2,090,000
Trade account and other current payables		1,035,517	785,769	551,783	417,527
Trade account payables - subsidiary company	4	-	-	1,467,445	1,294,315
Other current payables - subsidiary company	4	-	-	-	-
Lease liabilities - current portion	13.2	96,635	106,085	89,694	98,387
Accrued income tax		230,586	183,442	224,741	178,373
TOTAL CURRENT LIABILITIES		1,932,738	3,240,296	2,903,663	4,078,602
NON - CURRENT LIABILITIES					
Unfunded provident fund - non contributory	14	52,482	51,188	-	-
Lease liabilities - net of current portion	13.2	389,240	408,279	388,252	404,794
Non - current provisions for employee benefits		190,602	197,178	76,304	83,963
Deferred income tax liability		34,270	32,599	34,270	32,599
Other non-current liabilities		7,838	7,840	7,838	7,840
TOTAL NON-CURRENT LIABILITIES		674,432	697,084	506,664	529,196
TOTAL LIABILITIES		2,607,170	3,937,380	3,410,327	4,607,798
SHAREHOLDERS' EQUITY					
Share capital - common share at Baht 0.1 par value					
Registered - 9,139,191,541 shares		913,919	913,919	913,919	913,919
Issued and paid - up					
9,125,611,266 ordinary shares as at June 30,2020 and					
8,198,942,195 ordinary shares as at December 31,2020	15	912,561	819,894	912,561	819,894
Premium on share capital		3,233,498	2,260,496	3,233,498	2,260,496
Retained earnings					
Appropriated for legal reserve		81,989	81,989	81,989	81,989
Unappropriated		3,318,104	3,178,597	1,734,936	1,631,072
Other components of equity		(1,578,812)	(1,578,812)	-	-
Total Shareholders' equity of the Company		5,967,340	4,762,164	5,962,984	4,793,451
Non-controlling interests in subsidiary		98,728	96,087	-	-
TOTAL SHAREHOLDERS' EQUITY		6,066,068	4,858,251	5,962,984	4,793,451
TOTAL LIABILITIES AND SHAREHOLDERS' EQUITY		8,673,238	8,795,631	9,373,311	9,401,249

The accompanying notes form an integral part of these interim financial statements.




มารุต แสงศาสตร์

ชนินทร์ สุขภิญโญพงศ์

DYNASTY CERAMIC PUBLIC COMPANY LIMITED AND ITS SUBSIDIARIES
STATEMENTS OF COMPREHENSIVE INCOME
FOR THE THREE-MONTH PERIOD ENDED JUNE 30, 2021

		(Unit : Thousand Baht)			
		Consolidated		Separate	
Note		2021	2020	2021	2020
Profit or loss :					
	Revenue from sales	2,179,182	2,371,609	2,179,182	2,371,609
	Costs of sales	(1,229,247)	(1,379,257)	(1,280,512)	(1,455,823)
	Gross profit margin	949,935	992,352	898,670	915,786
	Other income	20,382	20,311	24,254	23,383
	Distribution costs	(191,931)	(216,438)	(167,566)	(196,607)
	Administrative expenses	(207,914)	(222,535)	(196,216)	(211,068)
	Finance costs	(3,493)	(12,200)	(3,097)	(11,158)
	Profit (loss) before income tax	566,979	561,490	556,045	520,336
	Income tax expenses	(112,971)	(114,021)	(110,835)	(106,341)
	Profit (loss) for the period	454,008	447,469	445,210	413,995
Other comprehensive income:					
<i>Components of other comprehensive income that will not be reclassified to profit or loss</i>					
	Gain on remeasurement of defined benefit plans	-	-	-	-
	Other comprehensive income for the period, net of tax	-	-	-	-
	Total comprehensive income for the period	454,008	447,469	445,210	413,995
Profit (loss) attributable to:					
	Owner of the Company	453,311	443,532	445,210	413,995
	Non-controlling interests	697	3,937	-	-
	Total comprehensive income attributable to :	454,008	447,469	445,210	413,995
Earnings per Share					
	Basic earnings (loss) per share from continuing operations	0.052	0.057	0.051	0.053
	The number of ordinary shares weighted average (Thousand Shares)	8,718,284	7,752,399	8,718,284	7,752,399
Diluted earnings per share					
	Diluted earnings (loss) per share from continuing operations	0.052	0.055	0.051	0.051
	The number of ordinary shares weighted average (Thousand Shares)	8,726,652	8,078,277	8,726,652	8,078,277

The accompanying notes form an integral part of these interim financial statements.



มารุต แสงศาสตร์


ชนินทร์ ศุภกัญญาไพพงษ์

DYNASTY CERAMIC PUBLIC COMPANY LIMITED AND ITS SUBSIDIARIES
STATEMENTS OF COMPREHENSIVE INCOME
FOR THE SIX-MONTH PERIOD ENDED JUNE 30, 2021

(Unit : Thousand Baht)

	Note	Consolidated		Separate	
		2021	2020	2021	2020
Profit or loss :					
Revenue from sales	18	4,592,496	4,548,875	4,592,496	4,548,875
Costs of sales	4.18	(2,611,446)	(2,697,501)	(2,731,399)	(2,879,121)
Gross profit margin		1,981,050	1,851,374	1,861,097	1,669,754
Other income	4.18	42,983	36,974	50,052	43,298
Distribution costs		(421,253)	(430,881)	(371,755)	(381,658)
Administrative expenses		(409,559)	(439,229)	(389,671)	(417,965)
Finance costs	18	(10,360)	(31,200)	(9,458)	(29,166)
Profit (loss) before income tax		1,182,861	987,038	1,140,265	884,263
Income tax expenses		(233,793)	(178,717)	(227,557)	(181,568)
Profit (loss) for the period		949,068	808,321	912,708	702,695
Other comprehensive income:					
<i>Components of other comprehensive income that will not be reclassified to profit or loss</i>					
Gain on remeasurement of defined benefit plans		10,114	-	8,190	-
Other comprehensive income for the period, net of tax		10,114	-	8,190	-
Total comprehensive income for the period		959,182	808,321	920,898	702,695
Profit (loss) attributable to:					
Owner of the Company		946,444	810,800	912,708	702,695
Non-controlling interests		2,624	(2,479)	-	-
		949,068	808,321	912,708	702,695
Total comprehensive income attributable to :					
Owner of the Company		956,541	810,800	920,898	702,695
Non-controlling interests		2,641	(2,479)	-	-
		959,182	808,321	920,898	702,695
Earnings per Share					
	17.1				
Basic earnings (loss) per share from continuing operations		0.112	0.108	0.108	0.094
The number of ordinary shares weighted average (Thousand Shares)		8,460,048	7,491,916	8,460,048	7,491,916
Diluted earnings per share					
	17.2				
Diluted earnings (loss) per share from continuing operations		0.112	0.104	0.108	0.090
The number of ordinary shares weighted average (Thousand Shares)		8,467,795	7,803,507	8,467,795	7,803,507

The accompanying notes form an integral part of these interim financial statements.




มารุต แสงศาสตรา


ชนินทร์ สุขกัญญ์ยอง

DYNASTY CERAMIC PUBLIC COMPANY LIMITED AND ITS SUBSIDIARIES
STATEMENTS OF CASH FLOWS
FOR THE SIX-MONTH PERIOD ENDED JUNE 30, 2021

(Unit : Thousand Baht)

	Consolidated		Separate	
	2021	2020	2021	2020
Cash Flows From Operating Activities				
Profit (loss) before income tax	1,182,861	987,038	1,140,265	884,263
Adjustments to reconcile profit before income tax to net cash provided from (used in) operating activities:				
Decrease (increase) in trade account and other current receivables	(35,667)	75,898	(33,141)	76,658
Decrease (increase) in other current receivables - subsidiary company	-	-	(1,613)	(4,624)
Decrease (increase) in inventories	5,561	222,448	(10,295)	200,740
Decrease (increase) in other non - current assets	(2,647)	626	(2,697)	384
Increase (decrease) in trade account and other current payables	250,484	129,894	135,021	69,775
Increase (decrease) in trade account payables- subsidiary company	-	-	173,130	268,274
Increase (decrease) in unfunded provident fund - non contributory	(12)	(410)	-	-
Increase (decrease) in other non-current liabilities	(2)	2,174	(2)	2,174
Depreciation and amortization	339,608	363,165	244,072	269,303
Reversal of allowance for decline value	(22)	-	-	-
Allowance for doubtful accounts (Reversal of)	536	(280)	546	(240)
Allowance for impairment of investments from other (Reversal of)	(11,250)	-	-	-
Loss from sale of investment	7,250	-	-	-
Loss (gain) from disposal of fixed assets	(481)	1,254	30	1,239
Unrealized loss (gain) on exchange rate	184	(66)	150	(44)
Dividends income	-	(31)	-	-
Interest income	(67)	(927)	(62)	(155)
Interest expense	10,360	31,200	9,458	29,166
Provision for unfunded provident fund	1,306	1,245	-	-
Provision for employee benefits obligation	5,455	6,141	2,670	3,206
Total adjustments to reconcile profit (loss) before income tax	570,596	832,331	517,267	915,856
Net Cash Flows Provided from Operations	1,753,457	1,819,369	1,657,532	1,800,119
Income tax paid	(186,699)	(99,082)	(181,564)	(97,307)
Cash paid for employee benefits	(644)	(794)	(644)	(794)
Net Cash Flows Provided from Operating Activities	1,566,114	1,719,493	1,475,324	1,702,018

The accompanying notes form an integral part of these interim financial statements.



[Signature]
มารุต แสงศาสตร์

[Signature]
ชนินทร์ สุภิญญ์ไพฑูริย์

"UNAUDITED"

"REVIEWED"

DYNASTY CERAMIC PUBLIC COMPANY LIMITED AND ITS SUBSIDIARIES

STATEMENTS OF CASH FLOWS (CONTINUED)

FOR THE SIX-MONTH PERIOD ENDED JUNE 30, 2021

(Unit : Thousand Baht)

	Consolidated		Separate	
	2021	2020	2021	2020
Cash Flows from Investing Activities				
Acquisitions of assets	(151,603)	(264,166)	(130,719)	(221,336)
Acquisitions of intangible assets	(2,514)	(2,413)	(2,514)	(2,413)
Cash received from proceed from disposal of fixed assets	4,047	3,127	1,514	809
Cash received from interest income	67	927	62	155
Dividends income	-	31	-	-
Cash received from sale of investment	3,000	-	-	-
Net Cash Flows Used in Investing Activities	(147,003)	(262,494)	(131,657)	(222,785)
Cash Flows from Financing Activities				
Increase in short - term loans from financial institutions	5,740,000	9,771,000	5,740,000	9,451,000
Repayment for short - term loans from financial institutions	(7,335,000)	(11,807,547)	(7,260,000)	(11,506,084)
Interest payment	(10,025)	(30,127)	(9,821)	(29,468)
Dividend paid	(817,034)	(449,416)	(817,034)	(449,416)
Cash received from increase in share capital of subsidiaries	1,065,669	1,112,636	1,065,669	1,112,636
Cash paid for lease liabilities	(70,079)	(85,638)	(65,520)	(82,053)
Net Cash Flows Used in Financing Activities	(1,426,469)	(1,489,092)	(1,346,706)	(1,503,385)
NET INCREASE (DECREASE) IN CASH AND CASH EQUIVALENTS	(7,358)	(32,093)	(3,039)	(24,152)
CASH AND CASH EQUIVALENTS AT BEGINNING OF PERIOD	70,870	117,925	50,414	92,318
CASH AND CASH EQUIVALENTS AT END OF PERIOD	63,512	85,832	47,375	68,166

Supplemental cash flow information:

Non-cash items :

Lease liabilities	485,875	548,370	477,946	536,031
-------------------	---------	---------	---------	---------




มารุต แสงศาสตร์


ชนินทร์ สุภิญญ์ไพฑูริย์

The accompanying notes form an integral part of these interim financial statements.