

บริษัท ไคนาสตี้ เซรามิค จำกัด (มหาชน)

DYNASTY CERAMIC PUBLIC COMPANY LIMITED

37/7 ถนนสุทธิสารวินิจฉัย แขวงสามเสนนอก เขตห้วยขวาง กรุงเทพฯ 10310

37/7 SUTHISARN VINIJCHAI ROAD, SAMSENNOK, HUAYKWANG, BANGKOK 10310, THAILAND

โทร. 0-2276-9275-81 โทรสาร : 0-2276-0313, 0-2276-0311

http : //www.dynastyceramic.com

Headline: Financial Performance Yearly (F45) (Audited)

Security Symbol: DCC

Announcement Details

Financial Statement (F45)

Company name	DYNASTY CERAMIC PUBLIC COMPANY LIMITED		
Quarter	Yearly		
	(In thousands)		
Financial Statement	Yearly		
Status	Audited		
Ending	31 December		
Year	2020	2019	
Profit (loss) attributable to equity holders of the Company *	1,585,345	972,791	
EPS (baht)	0.202	0.139	

Type of report Unqualified opinion with an emphasis of matters /Others

*For consolidated financial statements

Please review financial statement (Full Version) before making investment decision


"The company hereby certifies that the information above is correct and complete. In addition, the company has already reported and disseminated its financial statements in full via the SET Electronic Listed Company Information Disclosure (SET Portal)."

Signature _____

(Mr.Maruth Saengsastra)

Chief Executive Officer

Authorized Persons to Disclose Information



This announcement was prepared and disseminated by listed company or issuer through the electronic system which is provided for the purpose of dissemination of the information and related documents of listed company or issuer to the Stock Exchange of Thailand only. The Stock Exchange of Thailand has no responsibility for the correctness and completeness of any statements, figures, reports or opinions contained in this announcement, and has no liability for any losses and damages in any cases. In case you have any inquiries or clarification regarding this announcement, please directly contact listed company or issuer who made this announcement.


DYNASTY CERAMIC PUBLIC COMPANY LIMITED AND ITS SUBSIDIARIES

STATEMENTS OF FINANCIAL POSITION

AS AT DECEMBER 31, 2020

(Unit : Baht)

	Notes	Consolidated		Separate	
		December 31, 2020	December 31, 2019	December 31, 2020	December 31, 2019
		"AUDITED"	"AUDITED" "RESTATED"	"AUDITED"	"AUDITED" "RESTATED"
ASSETS					
CURRENT ASSETS					
Cash and cash equivalents	7	70,869,898	117,925,477	50,414,366	92,318,194
Trade account and other current receivables - net	9	143,514,348	308,527,927	137,170,330	302,397,640
Other current receivables - subsidiary company	8	-	-	4,944,487	-
Inventories - net	10	2,089,410,339	2,164,324,713	1,868,992,879	1,972,947,721
Other investments	11	-	1,063,937	-	1,063,937
Other current financial assets	11	1,063,937	-	1,063,937	-
Non - current assets classified as held for sale		-	29,000,000	-	-
TOTAL CURRENT ASSETS		2,304,858,522	2,620,842,054	2,062,585,999	2,368,727,492
NON - CURRENT ASSETS					
Other non-current financial assets		314,300	-	-	-
Investment in subsidiaries	12	-	-	2,382,269,843	2,209,800,514
Other long - term investments		-	314,300	-	-
Investment property - net	13	68,803,921	23,386,201	68,803,921	23,386,201
Property, plant and equipment - net	14	5,810,619,587	6,005,487,726	4,337,671,076	4,440,092,274
Right-of-use assets	18.1	536,667,178	-	525,626,601	-
Intangible asset - net	15	12,716,390	17,687,774	12,716,387	17,686,118
Deferred income tax asset	24	48,598,991	35,727,451	-	-
Other non - current assets	16	13,052,320	18,453,069	11,574,694	16,772,458
TOTAL NON-CURRENT ASSETS		6,490,772,687	6,101,056,521	7,338,662,522	6,707,737,565
TOTAL ASSETS		8,795,631,209	8,721,898,575	9,401,248,521	9,076,465,057



Signature
มารุต แสงศาสตรา

Signature
ชนินทร์ ศุภภิญโญพงศ์


DYNASTY CERAMIC PUBLIC COMPANY LIMITED AND SUBSIDIARIES

STATEMENTS OF FINANCIAL POSITION

AS AT DECEMBER 31, 2020

(Unit : Baht)

	Notes	Consolidated		Separate	
		December 31, 2020	December 31, 2019	December 31, 2020	December 31, 2019
		"AUDITED"	"AUDITED"	"AUDITED"	"AUDITED"
			"RESTATED"		"RESTATED"
LIABILITIES AND SHAREHOLDERS' EQUITY					
CURRENT LIABILITIES					
Short - term loans from financial institutions	17	2,165,000,000	3,966,546,836	2,090,000,000	3,885,084,367
Trade account and other current payables		785,769,222	857,144,279	417,526,776	530,594,173
Trade account payables - subsidiary company	8	-	-	1,294,315,255	1,035,286,705
Lease liabilities - current portion	18.2	106,084,879	-	98,387,270	-
Accrued income tax		183,441,794	103,398,744	178,372,657	95,256,510
TOTAL CURRENT LIABILITIES		3,240,295,895	4,927,089,859	4,078,601,958	5,546,221,755
NON - CURRENT LIABILITIES					
Unfunded provident fund - non contributory	19	51,187,752	49,278,480	-	-
Lease liabilities - net of current portion	18.2	408,279,187	-	404,793,666	-
Employee benefits obligation	21	197,178,407	190,997,839	83,963,168	81,439,135
Deferred income tax liability	24	32,598,643	30,147,344	32,598,643	30,147,344
Other non-current liabilities		7,840,238	5,465,148	7,840,238	5,465,148
TOTAL NON-CURRENT LIABILITIES		697,084,227	275,888,811	529,195,715	117,051,627
TOTAL LIABILITIES		3,937,380,122	5,202,978,670	4,607,797,673	5,663,273,382
SHAREHOLDERS' EQUITY					
Share capital - common share at Baht 0.1 per value					
Registered - 9,139,191,541 shares	22	913,919,154	913,919,154	913,919,154	913,919,154
Issued and paid - up					
8,198,942,195 ordinary shares as at December 31,2020 and					
7,231,432,657 ordinary shares as at December 31,2019		819,894,220	723,143,266	819,894,220	723,143,266
Premium on share capital		2,260,495,649	1,244,610,634	2,260,495,649	1,244,610,634
Retained earnings					
Appropriated for legal reserve	23	81,989,421	72,314,326	81,989,421	72,314,326
Unappropriated		3,178,596,731	2,790,247,827	1,631,071,558	1,373,123,449
Other components of equity		(1,578,811,602)	(1,463,689,220)	-	-
Total Shareholders' equity of the Company		4,762,164,419	3,366,626,833	4,793,450,848	3,413,191,675
Non-controlling interests		96,086,668	152,293,072	-	-
TOTAL SHAREHOLDERS' EQUITY		4,858,251,087	3,518,919,905	4,793,450,848	3,413,191,675
TOTAL LIABILITIES AND SHAREHOLDERS' EQUITY		8,795,631,209	8,721,898,575	9,401,248,521	9,076,465,057



DYNASTY CERAMIC PUBLIC COMPANY LIMITED AND ITS SUBSIDIARIES
 STATEMENTS OF COMPREHENSIVE INCOME
 FOR THE YEARS ENDED DECEMBER 31, 2020

(Unit : Baht)

Notes	Consolidated		Separate	
	2020	2019	2020	2019
Profit or loss:				
Revenue from sales	28	8,501,252,404	8,117,588,347	8,501,252,404
Costs of sales	8,28,30	(4,972,520,302)	(4,991,199,424)	(5,247,571,959)
Gross profit		3,528,732,102	3,126,388,923	3,253,680,445
Other income	29	88,107,108	72,881,623	100,958,963
Distribution costs	30	(777,608,814)	(842,002,104)	(690,817,937)
Administrative expenses	30	(843,834,626)	(927,493,643)	(805,139,543)
Finance costs		(48,903,929)	(41,807,253)	(44,860,554)
Profit (loss) before income tax		1,946,491,841	1,387,967,546	1,813,821,374
Income tax	25	(360,006,612)	(275,118,714)	(358,877,483)
Profit (loss) for the years		1,586,485,229	1,112,848,832	1,454,943,891

Other comprehensive income:

Components of other comprehensive income that will not be reclassified to profit or loss

Gain on remeasurement of defined benefit plans		-	11,568,955	-	13,390,341
Other comprehensive income for the years, net of tax		-	11,568,955	-	13,390,341
Total comprehensive income for the years		1,586,485,229	1,124,417,787	1,454,943,891	975,842,943

Profit (loss) attributable to:

Owner of the Company		1,585,344,686	972,790,726	1,454,943,891	962,452,602
Non-controlling interests		1,140,543	140,058,106	-	-
		1,586,485,229	1,112,848,832	1,454,943,891	962,452,602

Total comprehensive income attributable to:

Owner of the Company		1,585,344,686	984,417,419	1,454,943,891	975,842,943
Non-controlling interests		1,140,543	140,000,368	-	-
		1,586,485,229	1,124,417,787	1,454,943,891	975,842,943

Earnings per Share

27.1


Profit attributable to equity holders of the Company		0.202	0.139	0.185	0.138
The number of ordinary shares weighted average (Unit : shares)		7,847,360,860	6,982,820,076	7,847,360,860	6,982,820,076

Diluted earnings per share

27.2

Profit attributable to equity holders of the Company		0.192	0.125	0.176	0.124
The number of ordinary shares weighted average (Unit : shares)		8,260,148,462	7,788,100,624	8,260,148,462	7,788,100,624

The accompanying notes form an integral part of these financial statements.



[Signature]
 มารุต แสงศาสตรา


[Signature]
 ชรินทร์ สุภกิจญ์ไวยพงศ์

DYNASTY CERAMIC PUBLIC COMPANY LIMITED AND ITS SUBSIDIARIES

STATEMENTS OF CASH FLOWS

FOR THE YEARS ENDED DECEMBER 31, 2020

	(Unit : Baht)			
	Consolidated		Separate	
	2020	2019	2020	2019
Cash Flows From Operating Activities				
Profit (loss) before income tax	1,946,491,841	1,387,967,546	1,813,821,374	1,193,123,731
Adjustments to reconcile profit before income tax to net cash provided from (used in) operating activities:				
Decrease (increase) in trade account and other current receivables	129,615,973	(17,585,660)	129,769,373	(29,652,173)
Decrease (increase) in other current receivables - subsidiary company	-	-	(4,944,488)	-
Decrease (increase) in inventories	75,273,382	(199,372,930)	103,954,842	(185,684,685)
Decrease (increase) in other non - current assets	(1,326)	(2,506,400)	(204,310)	(1,956,500)
Increase (decrease) in trade account and other current payables	(72,463,696)	(75,034,607)	(108,700,717)	(2,886,576)
Increase (decrease) in trade account payables - subsidiary company	-	-	259,028,550	41,066,692
Increase (decrease) in unfunded provident fund - non contributory	(578,435)	(4,247,564)	-	-
Increase (decrease) in other non-current liabilities	2,375,089	3,652,167	2,375,089	3,652,168
Depreciation and amortization	722,481,045	533,932,653	532,902,583	380,639,254
Allowance for doubtful accounts (Reversal of)	(540,332)	30,955	(480,000)	183,290
Reversal of allowance for decline value	(359,008)	(847,626)	-	-
Loss (gain) from disposal of fixed assets	252,279	1,025,303	237,614	(3,602,199)
Unrealized loss (gain) on exchange rate	37,112	36,640	7,350	(4,915)
Dividends income	(31,430)	(31,430)	-	-
Interest income	(1,691,237)	(511,790)	(227,509)	(424,623)
Interest expense	48,903,929	41,807,253	44,860,553	37,307,536
Provision for unfunded provident fund	2,487,707	2,545,687	-	-
Provision for employee benefits obligation	12,966,058	54,261,793	6,655,052	23,592,296
Adjusted written off withholding tax	-	24,144	-	-
Total adjustments to reconcile profit(loss) before income tax	918,727,110	337,178,588	965,233,982	262,229,565
Net Cash Flows Provided from Operations	2,865,218,951	1,725,146,134	2,779,055,356	1,455,353,296
Income tax paid	(290,383,802)	(255,874,606)	(273,310,037)	(249,650,463)
Cash paid for employee benefits	(794,493)	(1,288,267)	(794,493)	(806,133)
Net Cash Flows Provided from Operating Activities	2,574,040,656	1,467,983,261	2,504,950,826	1,204,896,700



[Signature]
มารุต แสงศาสตรา

[Signature]
ชรินทร์ สุภักญ์โอฬางค์

DYNASTY CERAMIC PUBLIC COMPANY LIMITED AND ITS SUBSIDIARIES

STATEMENTS OF CASH FLOWS (CONTINUED)


FOR THE YEARS ENDED DECEMBER 31, 2020

	(Unit : Baht)			
	Consolidated		Separate	
	2020	2019	2020	2019
Cash Flows from Investing Activities				
Acquisitions of assets	(420,152,979)	(1,115,757,274)	(328,150,184)	(881,204,951)
Acquisitions of intangible assets	(2,413,098)	(4,227,879)	(2,413,098)	(4,227,879)
Proceed from disposal of fixed assets	3,593,771	45,733,004	1,275,494	23,369,888
Cash received from insurance reimbursement	-	754,637	-	754,637
Cash received from interest income	1,691,237	511,790	227,509	424,623
Dividends income	31,430	31,430	-	-
Cash paid for investment in subsidiaries	(172,469,329)	(2,000,266,803)	(172,469,329)	(2,000,266,803)
Net Cash Flows Used in Investing Activities	(589,718,968)	(3,073,221,095)	(501,529,608)	(2,861,150,485)
Cash Flows from Financing Activities				
Increase in short - term loans from financial institutions	12,731,000,000	13,669,546,836	12,411,000,000	13,058,084,367
Repayment for short - term loans from financial institutions	(14,532,546,836)	(12,108,871,576)	(14,206,084,367)	(11,463,000,000)
Short - term loans	29,000,000	-	-	-
Interest payment	(44,488,150)	(36,348,021)	(43,215,860)	(34,570,732)
Dividend paid	(1,187,320,687)	(735,968,724)	(1,187,320,687)	(735,968,724)
Cash received from increase in share capital of subsidiaries	1,112,635,969	808,954,504	1,112,635,969	808,954,504
Cash paid for lease liabilities	(139,657,563)	-	(132,340,101)	-
Net Cash Flows Provided from (Used in) Financing Activities	(2,031,377,267)	1,597,313,019	(2,045,325,046)	1,633,499,415
NET INCREASE (DECREASE) IN CASH AND CASH EQUIVALENTS	(47,055,579)	(7,924,815)	(41,903,828)	(22,754,370)
CASH AND CASH EQUIVALENTS AT BEGINNING OF YEAR	117,925,477	125,850,292	92,318,194	115,072,564
CASH AND CASH EQUIVALENTS AT END OF YEAR	70,869,898	117,925,477	50,414,366	92,318,194

Supplemental cash flow information:

Non-cash items :

Lease liabilities	514,364,066	-	503,180,936	-
-------------------	-------------	---	-------------	---



[Signature]
มารุต แสงศาสตรา

[Signature]
ชนินทร์ ศุภกัญญาไพพงศ์