

บริษัท ไดมอนด์ เซรามิค จำกัด (มหาชน)

DYNASTY CERAMIC PUBLIC COMPANY LIMITED

37/7 ถนนสุทธิสารวินิจฉัย แขวงสามเสนนอก เขตห้วยขวาง กรุงเทพฯ 10310

37/7 SUTHISARN VINIJCHAI ROAD , SAMSENNOK , HUAYKWANG , BANGKOK 10310 , THAILAND

โทร. 0-2276-9275-81 โทรสาร : 0-2276-0313, 0-2276-0311

http : //www.dynasty-ceramic.com Financial Performance Quarter 2 (F45) (Reviewed)

Headline:

Security Symbol:

DCC

Announcement Details

Financial Statement (F45)

Company name DYNASTY CERAMIC PUBLIC COMPANY LIMITED

Quarter Quarter 2

(In thousands)

Financial Statement

	Quarter 2		For 6 Months	
Status	Reviewed		Reviewed	
Ending	30 June		30 June	
Year	2020	2019	2020	2019
Profit (loss) attributable to equity holders of the Company *	443,532	207,389	810,800	513,479
EPS (baht)	0.057	0.03	0.108	0.076

Type of report Unqualified opinion with an emphasis of matters /Others

*For consolidated financial statements

Please review financial statement (Full Version) before making investment decision


"The company hereby certifies that the information above is correct and complete. In addition, the company has already reported and disseminated its financial statements in full via the SET Electronic Listed Company Information Disclosure (SET Portal)."

Signature

(Mr.Roongroj Saengsastra)

Chairman

Authorized Persons to Disclose Information



This announcement was prepared and disseminated by listed company or issuer through the electronic system which is provided for the purpose of dissemination of the information and related documents of listed company or issuer to the Stock Exchange of Thailand only. The Stock Exchange of Thailand has no responsibility for the correctness and completeness of any statements, figures, reports or opinions contained in this announcement, and has no liability for any losses and damages in any cases. In case you have any inquiries or clarification regarding this announcement, please directly contact listed company or issuer who made this announcement.


DYNASTY CERAMIC PUBLIC COMPANY LIMITED AND SUBSIDIARIES

STATEMENTS OF FINANCIAL POSITION

AS AT JUNE 30, 2020

(Unit : Thousand Baht)

	Notes	Consolidated		Separate	
		June 30, 2020	December 31, 2019	June 30, 2020	December 31, 2019
		"UNAUDITED"	"AUDITED"	"UNAUDITED"	"AUDITED"
		"REVIEWED"	"RESTATED"	"REVIEWED"	"RESTATED"
ASSETS					
CURRENT ASSETS					
Cash and cash equivalents	3	85,832	117,925	68,166	92,318
Trade account and other current receivables - net	5	196,972	308,528	190,042	302,397
Other current receivables - subsidiary company	4	-	-	4,624	-
Inventories - net	6	1,941,877	2,164,325	1,772,207	1,972,948
Other investments	7	-	1,064	-	1,064
Other current financial assets	7	1,064	-	1,064	-
Assets held for sale		-	29,000	-	-
TOTAL CURRENT ASSETS		2,225,745	2,620,842	2,036,103	2,368,727
NON - CURRENT ASSETS					
Other non-current financial assets		314	-	-	-
Investment in subsidiary	8	-	-	2,209,801	2,209,801
Other long - term investments		-	314	-	-
Long - term loans		29,000	-	-	-
Investment property - net	9	70,165	23,386	70,165	23,386
Property, plant and equipment - net	10	5,938,347	6,005,488	4,422,681	4,440,092
Right-of-use assets	13.1	586,716	-	574,425	-
Intangible asset - net	11	16,360	17,688	16,360	17,686
Deferred income tax asset		55,355	35,727	-	-
Other non - current assets		12,425	18,453	10,987	16,773
TOTAL NON-CURRENT ASSETS		6,708,682	6,101,056	7,304,419	6,707,738
TOTAL ASSETS		8,934,427	8,721,898	9,340,522	9,076,465



รุ่งโรจน์
รุ่งโรจน์ แสงศาสตรา

กิติยา
กิติยา แสงศาสตรา

DYNASTY CERAMIC PUBLIC COMPANY LIMITED AND SUBSIDIARIES

STATEMENTS OF FINANCIAL POSITION

AS AT JUNE 30, 2020

(Unit : Thousand Baht)

	Notes	Consolidated		Separate	
		June 30, 2020	December 31, 2019	June 30, 2020	December 31, 2019
		"UNAUDITED"	"AUDITED"	"UNAUDITED"	"AUDITED"
		"REVIEWED"	"RESTATED"	"REVIEWED"	"RESTATED"
LIABILITIES AND SHAREHOLDERS' EQUITY					
CURRENT LIABILITIES					
Short - term loans from financial institutions	12	1,930,000	3,966,547	1,830,000	3,885,084
Trade account and other current payables		976,200	857,144	589,571	530,594
Trade account payables - subsidiary company	4	-	-	1,303,561	1,035,287
Lease liabilities - current portion	13.2	113,915	-	106,843	-
Accrued income tax		196,313	103,399	173,170	95,257
TOTAL CURRENT LIABILITIES		3,216,428	4,927,090	4,003,145	5,546,222
NON - CURRENT LIABILITIES					
Unfunded provident fund - non contributory	14	50,113	49,278	-	-
Lease liabilities - net of current portion	13.2	434,455	-	429,188	-
Employee benefits obligation		198,835	190,998	84,947	81,439
Deferred income tax liability		36,496	30,147	36,496	30,147
Other non-current liabilities		7,639	5,465	7,639	5,465
TOTAL NON-CURRENT LIABILITIES		727,538	275,888	558,270	117,051
TOTAL LIABILITIES		3,943,966	5,202,978	4,561,415	5,663,273
SHAREHOLDERS' EQUITY					
Share capital - common share at Baht 0.1 par value					
Registered - 9,139,191,541 shares		913,919	913,919	913,919	913,919
Issued and paid - up					
8,198,942,195 ordinary shares as at June 30,2020 and					
7,231,432,657 ordinary shares as at December 31,2019	15	819,894	723,143	819,894	723,143
Premium on share capital		2,260,496	1,244,611	2,260,496	1,244,611
Retained earnings					
Appropriated for legal reserve		72,314	72,314	72,314	72,314
Unappropriated		3,151,632	2,790,248	1,626,403	1,373,124
Other components of equity		(1,463,689)	(1,463,689)	-	-
Total Shareholders' equity of the Company		4,840,647	3,366,627	4,779,107	3,413,192
Non-controlling interests in subsidiary		149,814	152,293	-	-
TOTAL SHAREHOLDERS' EQUITY		4,990,461	3,518,920	4,779,107	3,413,192
TOTAL LIABILITIES AND SHAREHOLDERS' EQUITY		8,934,427	8,721,898	9,340,522	9,076,465



The accompanying notes form an integral part of these interim financial statements.

Qifan
รุ่งโรจน์ แสงศาสตรา

Q. Sungsri
ศัทธียา แสงศาสตรา

DYNASTY CERAMIC PUBLIC COMPANY LIMITED AND SUBSIDIARIES
STATEMENTS OF COMPREHENSIVE INCOME
FOR THE THREE-MONTH PERIOD ENDED JUNE 30, 2020

(Unit : Thousand Baht)

	Note	Consolidated		Separate	
		2020	2019	2020	2019
Revenue from sales	18	2,371,609	2,049,329	2,371,609	2,049,329
Costs of sales	4,18	(1,379,257)	(1,245,898)	(1,455,823)	(1,333,754)
Gross profit		992,352	803,431	915,786	715,575
Other income	18	20,311	13,589	23,383	19,714
Distribution costs		(216,438)	(221,050)	(196,607)	(194,817)
Administrative expenses		(222,535)	(274,487)	(211,068)	(238,537)
Finance costs		(12,200)	(10,937)	(11,158)	(9,577)
Profit (loss) before income tax		561,490	310,546	520,336	292,358
Income tax		(114,021)	(66,524)	(106,341)	(60,973)
Profit (loss) for the period		447,469	244,022	413,995	231,385
Other comprehensive income:					
Components of other comprehensive income that will not be reclassified to profit or loss					
Gain on remeasurement of defined benefit plans		-	11,569	-	13,390
Other profit (loss) comprehensive income for the period, net of tax		-	11,569	-	13,390
Total profit (loss) comprehensive income for the period		447,469	255,591	413,995	244,775
Profit (loss) attributable to:					
Owner of the Company		443,532	207,389	413,995	231,385
Non-controlling interests		3,937	36,633	-	-
		447,469	244,022	413,995	231,385
Profit (loss) attributable comprehensive income to:					
Owner of the Company		443,532	218,900	413,995	244,775
Non-controlling interests		3,937	36,691	-	-
		447,469	255,591	413,995	244,775
Earnings per Share					
	17.1				
Basic earnings (loss) per share from continuing operations		0.057	0.030	0.053	0.033
The number of ordinary shares weighted average (Thousand Shares)		7,752,399	6,929,959	7,752,399	6,929,959
Diluted earnings per share					
	17.2				
Basic earnings (loss) per share from continuing operations		0.055	0.027	0.051	0.030
The number of ordinary shares weighted average (Thousand Shares)		8,078,277	7,729,671	8,078,277	7,729,671

The accompanying notes form an integral part of these interim financial statements.



Qiluvot
รุ่งโรจน์ แสงศาสตรา

Qiluvot
กัทลียา แสงศาสตรา

DYNASTY CERAMIC PUBLIC COMPANY LIMITED AND SUBSIDIARIES
STATEMENTS OF COMPREHENSIVE INCOME
FOR THE SIX-MONTH PERIOD ENDED JUNE 30, 2020

(Unit : Thousand Baht)

	Note	Consolidated		Separate	
		2020	2019	2020	2019
Revenue from sales	18	4,548,875	4,364,988	4,548,875	4,364,827
Costs of sales	4,18	(2,697,501)	(2,666,257)	(2,879,121)	(2,842,948)
Gross profit		1,851,374	1,698,731	1,669,754	1,521,879
Other income	18	36,974	25,395	43,298	32,651
Distribution costs		(430,881)	(449,215)	(381,658)	(394,678)
Administrative expenses		(439,229)	(501,598)	(417,965)	(449,991)
Finance costs		(31,200)	(23,339)	(29,166)	(21,066)
Profit (loss) before income tax		987,038	749,974	884,263	688,795
Income tax		(178,717)	(155,823)	(181,568)	(137,465)
Profit (loss) for the period		808,321	594,151	702,695	551,330
Other comprehensive income:					
Components of other comprehensive income that will not be reclassified to profit or loss					
Gain on remeasurement of defined benefit plans		-	11,569	-	13,390
Other profit (loss) comprehensive income for the period, net of tax		-	11,569	-	13,390
Total profit (loss) comprehensive income for the period		808,321	605,720	702,695	564,720
Profit (loss) attributable to:					
Owner of the Company		810,800	513,479	702,695	551,330
Non-controlling interests		(2,479)	80,672	-	-
		808,321	594,151	702,695	551,330
Profit (loss) attributable comprehensive income to:					
Owner of the Company		810,800	524,990	702,695	564,720
Non-controlling interests		(2,479)	80,730	-	-
		808,321	605,720	702,695	564,720
Earnings per Share 17.1					
Basic earnings (loss) per share from continuing operations		0.108	0.076	0.094	0.082
The number of ordinary shares weighted average (Thousand Shares)		7,491,916	6,730,087	7,491,916	6,730,087
Diluted earnings per share 17.2					
Basic earnings (loss) per share from continuing operations		0.104	0.068	0.090	0.073
The number of ordinary shares weighted average (Thousand Shares)		7,803,507	7,529,799	7,803,507	7,529,799

The accompanying notes form an integral part of these interim financial statements.




[Signature]
รุ่งโรจน์ แสงศาสตรา

[Signature]
กัทธิดา แสงศาสตรา

DYNASTY CERAMIC PUBLIC COMPANY LIMITED AND SUBSIDIARIES
STATEMENTS OF CASH FLOWS
FOR THE SIX-MONTH PERIOD ENDED JUNE 30, 2020

(Unit : Thousand Baht)

	Consolidated		Separate	
	2020	2019	2020	2019
Cash Flows From Operating Activities				
Profit (loss) before income tax	987,038	749,974	884,263	688,795
Adjustments to reconcile profit before income tax to net cash provided from (used in) operating activities:				
Decrease (increase) in trade account and other current receivables	75,898	(33,472)	76,658	(37,676)
Decrease (increase) in other current receivables - subsidiary company	-	-	(4,624)	-
Decrease (increase) in inventories	222,448	(148,615)	200,740	(172,505)
Decrease (increase) in other non - current assets	626	(1,780)	384	(1,787)
Increase (decrease) in trade account and other current payables	129,894	153,236	69,775	75,708
Increase (decrease) in trade account payables- subsidiary company	-	-	268,274	91,213
Increase (decrease) in unfunded provident fund - non contributory	(410)	(240)	-	-
Increase (decrease) in other non-current liabilities	2,174	1,401	2,174	1,401
Depreciation and amortization	363,165	270,169	269,303	190,108
Allowance for doubtful accounts (Reversal of)	(280)	182	(240)	303
Allowance for impairment of investments from other (Reversal of)	-	(1,000)	-	-
Loss (gain) from disposal of fixed assets	1,254	6,888	1,239	(2,980)
Unrealized loss (gain) on exchange rate	(66)	(173)	(44)	(76)
Dividends income	(31)	(31)	-	-
Interest income	(927)	(243)	(155)	(202)
Interest expense	31,200	23,339	29,166	21,066
Provision for unfunded provident fund	1,245	1,292	-	-
Provision for employee benefits obligation	6,141	47,565	3,206	20,353
Adjusted written off withholding tax	-	24	-	-
Total adjustments to reconcile profit (loss) before income tax	832,331	318,542	915,856	184,926
Net Cash Flows Provided from Operations	1,819,369	1,068,516	1,800,119	873,721
Income tax paid	(99,082)	(111,925)	(97,307)	(109,517)
Cash paid for employee benefits	(794)	-	(794)	-
Net Cash Flows Provided from Operating Activities	1,719,493	956,591	1,702,018	764,204



[Signature]
รุ่งโรจน์ แสงศาสตรา

[Signature]
กัทธิดยา แสงศาสตรา

"UNAUDITED"

"REVIEWED"

DYNASTY CERAMIC PUBLIC COMPANY LIMITED AND SUBSIDIARIES
STATEMENTS OF CASH FLOWS
FOR THE SIX-MONTH PERIOD ENDED JUNE 30, 2020

(Unit : Thousand Baht)

	Consolidated		Separate	
	2020	2019	2020	2019
Cash Flows from Investing Activities				
Acquisitions of assets	(264,166)	(607,093)	(221,336)	(465,557)
Acquisitions of intangible assets	(2,413)	(2,238)	(2,413)	(2,238)
Cash received from proceed from disposal of fixed assets	3,127	40,444	809	23,347
Cash received from interest income	927	243	155	202
Dividends income	31	31	-	-
Cash paid for investment in subsidiaries	-	(51,752)	-	(51,752)
Net Cash Flows Used in Investing Activities	(262,494)	(620,365)	(222,785)	(495,998)
Cash Flows from Financing Activities				
Increase in short - term loans from financial institutions	9,771,000	4,330,000	9,451,000	3,950,000
Repayment for short - term loans from financial institutions	(11,807,547)	(5,005,872)	(11,506,084)	(4,580,000)
Interest payment	(30,127)	(20,401)	(29,468)	(19,480)
Dividend paid	(449,416)	(410,554)	(449,416)	(410,554)
Cash received from increase in share capital of subsidiaries	1,112,636	808,955	1,112,636	808,955
Cash paid for lease liabilities	(85,638)	-	(82,053)	-
Net Cash Flows Used in Financing Activities	(1,489,092)	(297,872)	(1,503,385)	(251,079)
NET INCREASE (DECREASE) IN CASH AND CASH EQUIVALENTS	(32,093)	38,354	(24,152)	17,127
CASH AND CASH EQUIVALENTS AT BEGINNING OF PERIOD	117,925	125,850	92,318	115,072
CASH AND CASH EQUIVALENTS AT END OF PERIOD	85,832	164,204	68,166	132,199
Supplemental cash flow information:				
Non-cash items :				
Lease liabilities	548,370	-	536,031	-



Q. S. S.
รุ่งโรจน์ แสงศาสตรา

C. Saengsaktra
คัทลีญา แสงศาสตรา

The accompanying notes form an integral part of these interim financial statements.